

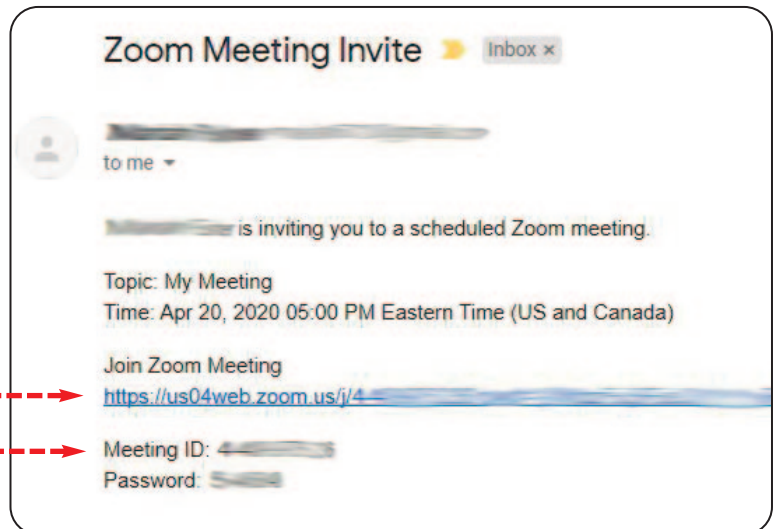
INSTRUCTIONS FOR ACCESSING ZOOM ON A DESKTOP



1

GET STARTED

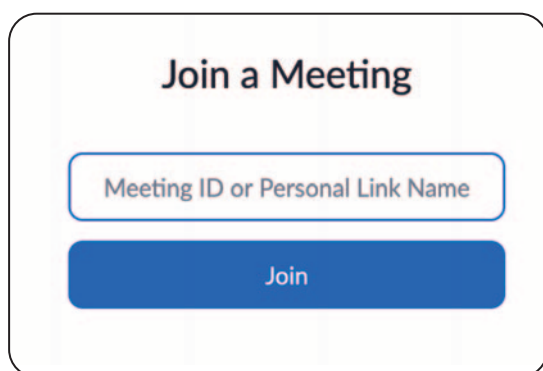
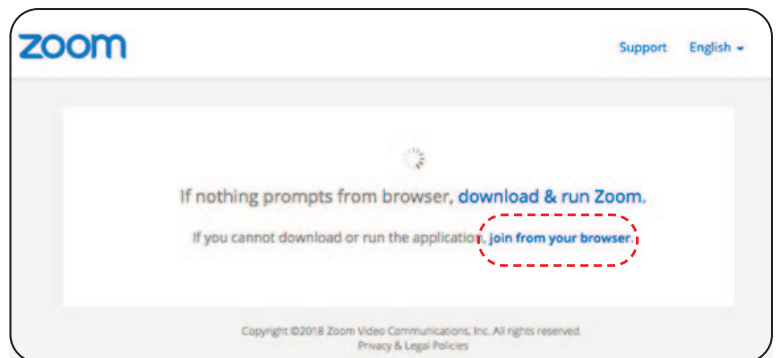
There are many ways to join a meeting, but the easiest way is to: click the **“Join Zoom Meeting”** link that the meeting host will provide to you via email.



2

DOWNLOAD

You may have to **download or run the application** once you click on the Zoom link that has been provided to you. If you cannot download or run the application, you can **join from your browser**. Once in your browser, you will be prompted to type in the meeting ID number that is included in the Zoom Meeting email provided by the host.



3

ENTER MEETING

You will then see the request to use your computer's audio and camera. **Click on “Join with Computer Audio”** and you will enter the meeting.

